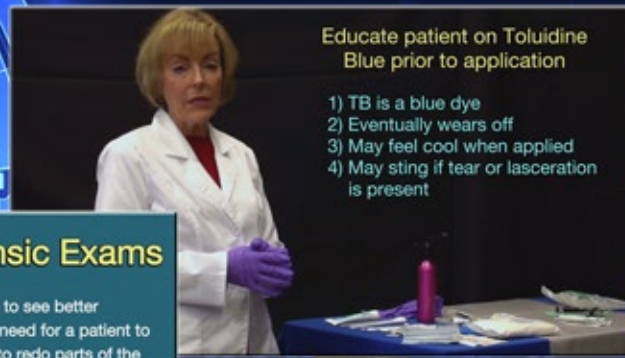






# SDFI.Q.




### Global Contrast Filter in Forensic Exams



- 1) Help people to see better
- 2) Prevent the need for a patient to come back to redo parts of the examination
- 3) Provide excellent photo documentation for peer or case review
- 4) Highlight areas of interest for an untrained eye such as a juror

Educate patient on Toluidine Blue prior to application

- 1) TB is a blue dye
- 2) Eventually wears off
- 3) May feel cool when applied
- 4) May sting if tear or laceration is present



Postgraduate Institute for Medicine

SDFI-TeleMedicine has a new online learning course, 2018. Get signed up for our convenient online learning courses, watch the information packed training videos and get your CEU's, it's that easy! The course "Photography and Forensic Exam Techniques With Anogenital Assessment" is Jointly provided by Postgraduate Institute for Medicine & SDFI-TeleMedicine LLC.

### Learning Objectives:




-  Review the use of a DSLR Camera and Photodocumentation Protocols
-  Discuss the use of a vaginal speculum and insertion procedure
-  Review the use of a ano-scope and insertion procedure
-  Discuss the use of Toluidine Blue and procedure



### Faculty:

-  **Diana Faugno**  
MSN, RN, CPN, SANE-A, SANE-P, FAFS, DF-IAFN
-  **Val Sievers**  
MSN, RN, CNS, SANE-A, SANE-P

### Course Credits:

-  6.25 AMA Contact Hours
-  4.8 ANCC Contact Hours
-  0.2 APRN Contact Hours

To get started right away, go to [www.SDFI.com/Learning](http://www.SDFI.com/Learning) or scan the QR code above & enroll as a student.

SDFI®-TeleMedicine, LLC - 806 Buchanan Blvd., Ste. 115 - 299, Boulder City, NV 89005 - 310-492-5372 - [www.SDFI.com](http://www.SDFI.com)